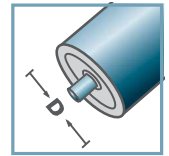
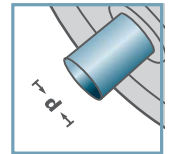


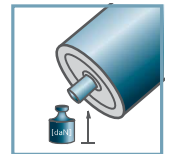
KTR-20.00
KTR-20.01



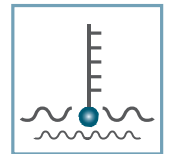
D [mm]
20



d [mm]
6; 8



C [daN]
5



T [°C]
0° - 80°



-



Karton [Stck.]

500/1000

KTR-20.00/.01					
Typ	Normal .00	Niro .01	Di +0,15	Da	Tragzahl C [daN]
KTR-20x1,0	x	x	18,1	19,9	5
KTR-20x1,5	x	x	17,1	19,9	5

Weitere Varianten auf Anfrage!

- ☛ Radkörper: Kunststoff
- ☛ Nabe: Kunststoff
- ☛ Käfig: Kunststoff
- ☛ Kugel
 - ☛ 00: Stahl
 - ☛ 01: 1.4034



KTR